

Report of the, ASR, to the AGM/Council, 30 November 2017

Michael Barr

I am now in my last month as EIC, but my name will keep appearing on the print version of the journal for another year as I continue to take ‘my’ articles through to publication. I spent a day doing a handover with my successor, David Hundt at the beginning of the month. Fortunately David has already been a member of the Editorial Board as Korea Regional Editor and Korea Review Editor for three years so he is already familiar with many of our processes and expectations. He also spent 3 years as an Associate Editor of the *Australian Journal of Political Science*, so he brings broader experience to ASR as well.

I have been avoiding taking any great new initiatives in my final year and have even been consulting David on proposals for Special Issues. David’s first role was to find a replacement for himself. He has more gaps to fill as well. Of the 25 disciplinary portfolios on the Editorial Board, 6 are being vacated and 4 need to be filled at the end of the year. (David has decided to discontinue the 2 Media portfolios.)

The weakest point of the journal at the moment is the book reviews and I have worked out that this is because I moved some of my most prolific review editors to pioneering new portfolios, and they could not be nearly as prolific in their new, developing portfolios.

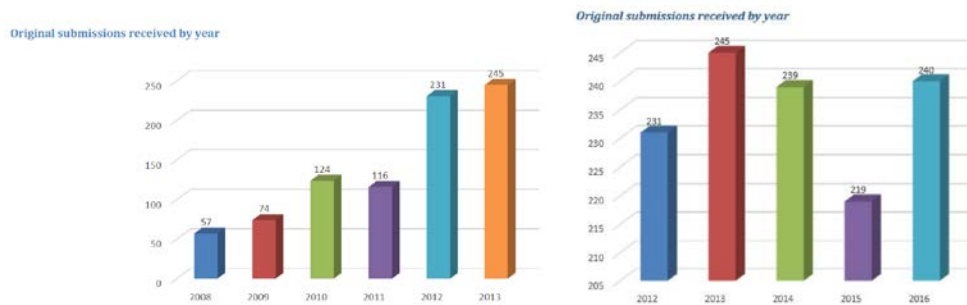
In terms of research articles I have enough copy to take us through to nearly fill the December 2018 issue. By the time I have finished accepting articles that are still in the system I will be encroaching into David’s editorship.

As this is my last report at the end of 6 years, I wanted to provide a brief 6-year report alongside a snap shot of the current situation, but this has turned out to be surprisingly difficult because T&F’s reported data does not follow a consistent format, so I have just had to do the best I could.

We received a total of 116 submissions in 2011 and 231 for 2012.

We have received 231 submissions in 2017 as of 24 November.

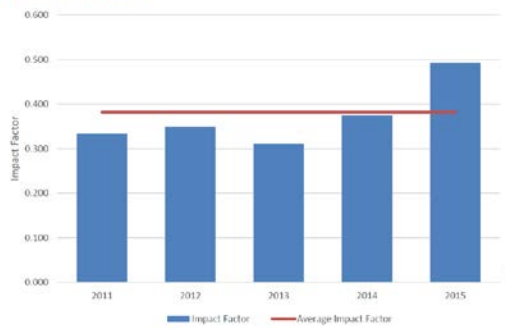
The following graph shows the number of submissions for 2008-2013 and the next one shows 2012-2016.



The journal’s page budget increased by 15% to 736 in 2014, which has increased ASAA’s income and reduced the waiting time for publication. The December 2017 issue carries articles that were accepted in the middle of 2016, which gives an idea of the current state of the queue.

In 2011 our inaugural Impact Factor was 0.333. In 2015 it rose to 0.492. In 2016 it reached 0.692. The following graph shows 2011-2015.

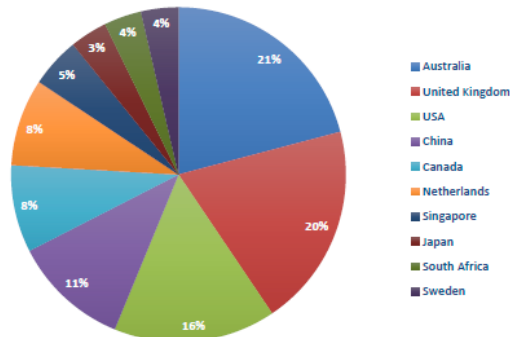
2.1 Impact Factor 2011 - 2015



The number of our full text downloads now hovers around 40,000 p.a.
 Our SCImago rankings are Q2 History (90/923), Q1 Cultural Studies 85/702, and Q2 Sociology and Political Science (342/950).

Here are some other interesting graphs answering questions people often ask.

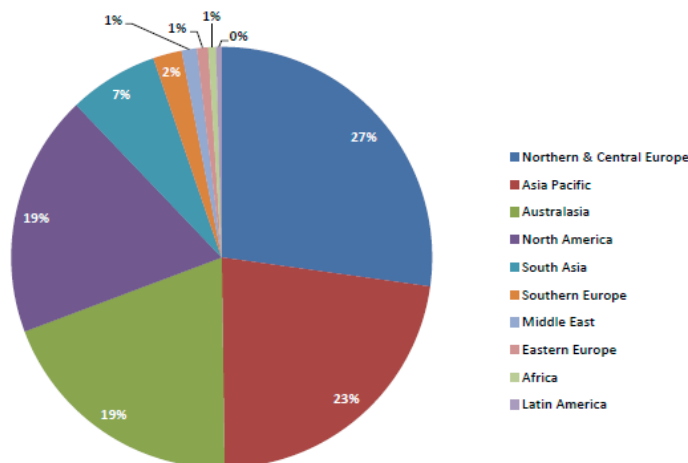
2.4 Articles Citing *Asian Studies Review* in 2016



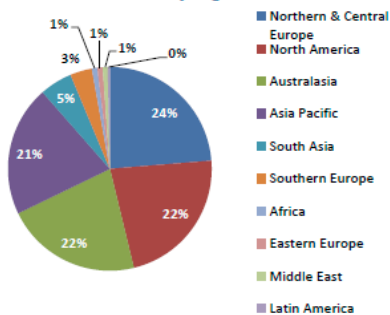
The top 5 journals citing *Asian Studies Review* journal are as follows:

- *Energy Policy*
- *Asian Studies Review*
- *Bulletin of Indonesian Economic Studies*
- *Critical Asian Studies*
- *Population Space and Place*

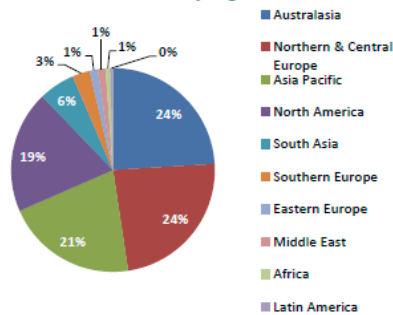
1.3 2016 Full Text Downloads by Region



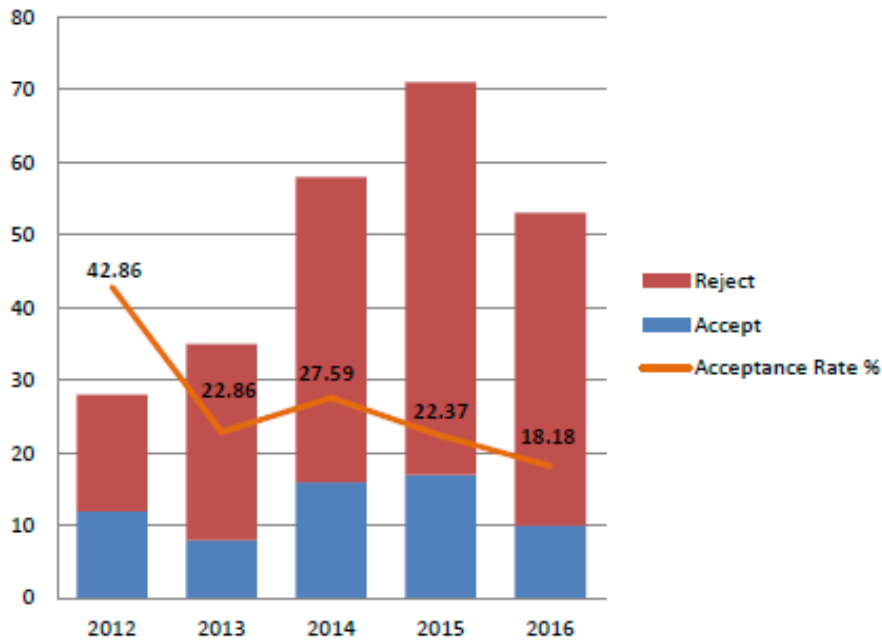
2015 Full Text Downloads by Region



2014 Full Text Downloads by Region



Final decision trend by year



6.2 Geography of Submissions

